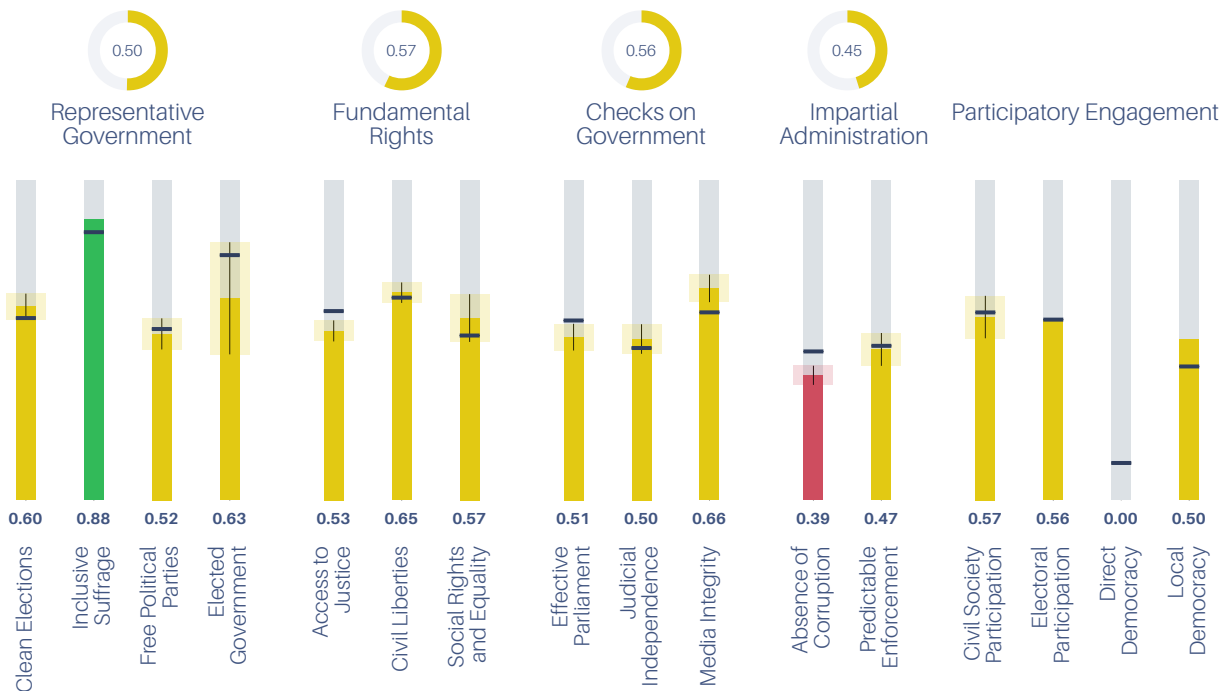




■ **0.00 - 0.399** Low performance
 ■ **0.40 - 0.70** Mid-range performance
 ■ **0.701 - 1.00** High performance

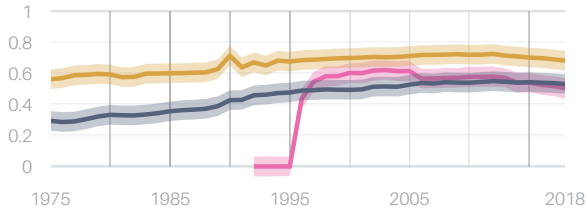


— The dark line in the chart represents the global average on this indicator

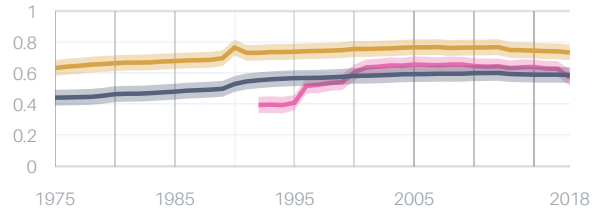
Trends over time

● Bosnia and Herzegovina ● Europe ● Global

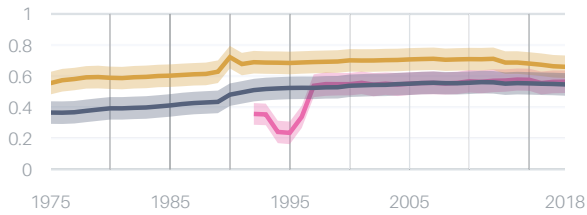
Representative Government



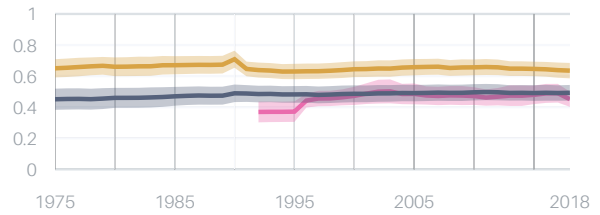
Fundamental Rights



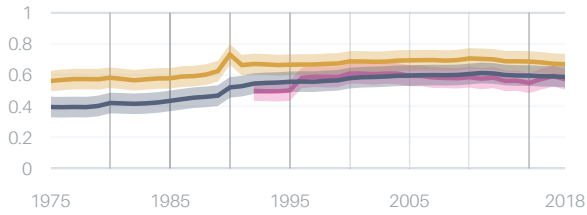
Checks on Government



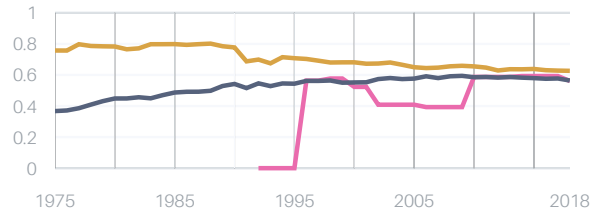
Impartial Administration



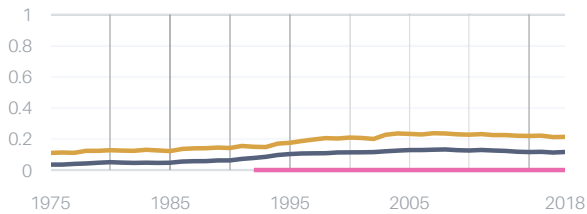
Civil Society Participation



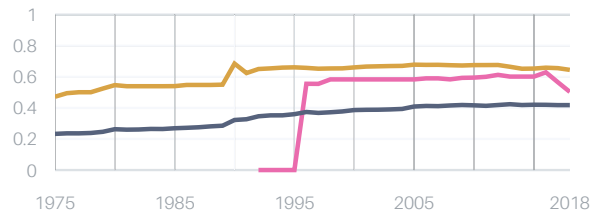
Electoral Participation



Direct Democracy



Local Democracy



The Global State of Democracy (GSoD) indices depict democratic trends at the country, regional and global levels across a broad range of different attributes of democracy in the period 1975–2018. The indices produce data for 158 countries across the globe. The indices consist of attribute and subattribute scores per country per year for the period 1975–2018. All scoring runs from 0 to 1, with 0 representing the lowest achievement in the whole sample and 1 the highest. The data underlying the indices is based on 97 indicators developed by various scholars and organizations.

Democracy is conceptualized as popular control over public decision-making and decision-makers, and equality of respect and voice between citizens in the exercise of that control. These principles have been translated into 5 main democracy attributes that cover 16 subattributes in total.

- **Attribute 1: Representative Government**
Subattributes: Clean Elections, Inclusive Suffrage, Free Political Parties and Elected Government
- **Attribute 2: Fundamental Rights**
Subattributes: Access to Justice, Civil Liberties and Social Rights and Equality
- **Attribute 3: Checks on Government**
Subattributes: Effective Parliament, Judicial Independence and Media Integrity
- **Attribute 4: Impartial Administration**
Subattributes: Absence of Corruption and Predictable Enforcement
- **Attribute 5: Participatory Engagement ***
Subattributes: Civil Society Participation, Electoral Participation, Direct Democracy and Local Democracy

For more information about the GSoD indices visit: <https://www.idea.int/gsod-indices>

*Only scores at the subattribute level available for Attribute 5.

Note: The GSoD indices charts show the country's scores in 2018 and trends over time across the attributes and subattributes. The shaded areas are confidence intervals (margins of error), which reflect the statistically likely range for the country-year index scores based on the employed indicators.