



**International IDEA**  
Financial Statements 2014



© *International Institute for Democracy and Electoral Assistance 2015*

This is an International IDEA publication. International IDEA publications are independent of specific national or political interests.

Applications for permission to reproduce or translate all or any part of this publication should be made to:

International IDEA  
SE - 103 34 Stockholm  
Sweden

International IDEA encourages dissemination of its work and will promptly respond to requests for permission to reproduce or translate its publications.

Graphic design: kilometre design

**Secretary-General's Report**

**Statement of Responsibilities**

**Independent Auditor's Report**

**Statement of Comprehensive Income**

**Statement of Financial Position**

**Statement of Changes in Net Assets**

**Statement of Cash Flow**

**Statement of Changes in Reserves**

**Notes**

---

# Secretary-General's Report

## Statement of Activities

The Secretary-General submits his report together with the audited financial statements for the year ended 31 December 2014.

### *Principal Activity*

Created in 1995, the International Institute for Democracy and Electoral Assistance (International IDEA) is an Intergovernmental Organization with a mandate to: support sustainable democratic change through providing comparative knowledge, and assisting in democratic reform, and influencing policies and politics.

International IDEA brings together those who analyse and monitor trends in democracy with those who engage directly in political reform or act in support of democracy. IDEA works with new and with long-established democracies, helping


to develop and strengthen the institutions and culture of democracy. It operates at international, regional and national levels, working in partnership with a range of institutions.

A full report on the Activities of International IDEA is published annually as a separate document incorporating schedules drawn from these annual financial statements.


### *Legal status*


The International Institute for Democracy and Electoral Assistance was established as an international inter-governmental organization by fourteen founding Members at a conference held in Stockholm on the 27th of February 1995. International IDEA was registered in accordance with Article 102 of the United Nations Charter and has observer status in the UN General Assembly since 2003.


## Member States of International IDEA

 Australia – since 1995


 Barbados – since 1995

 Belgium – since 1995


 Botswana – since 1997

 Canada – since 1997


 Cape Verde – since 2003


 Chile – since 1995


 Costa Rica – since 1995


 Denmark – from 1995 to 2014


 Dominican Republic – since 2011


 Finland – since 1995


 Germany – since 2002


 Ghana – since 2008


 India – since 1995

 Indonesia – since 2013


 Mauritius – since 1999


 Mexico – since 2003

 Mongolia – since 2011


 Namibia – since 1997

 The Netherlands – since 1995


 Norway – since 1995


 Peru – since 2004

 The Philippines – since 2013


 Portugal – since 1995

 South Africa – since 1995

 Spain – since 1995

 Sweden – since 1995

 Switzerland – since 2006

 Uruguay – since 2003

### *Observer State*

 Japan

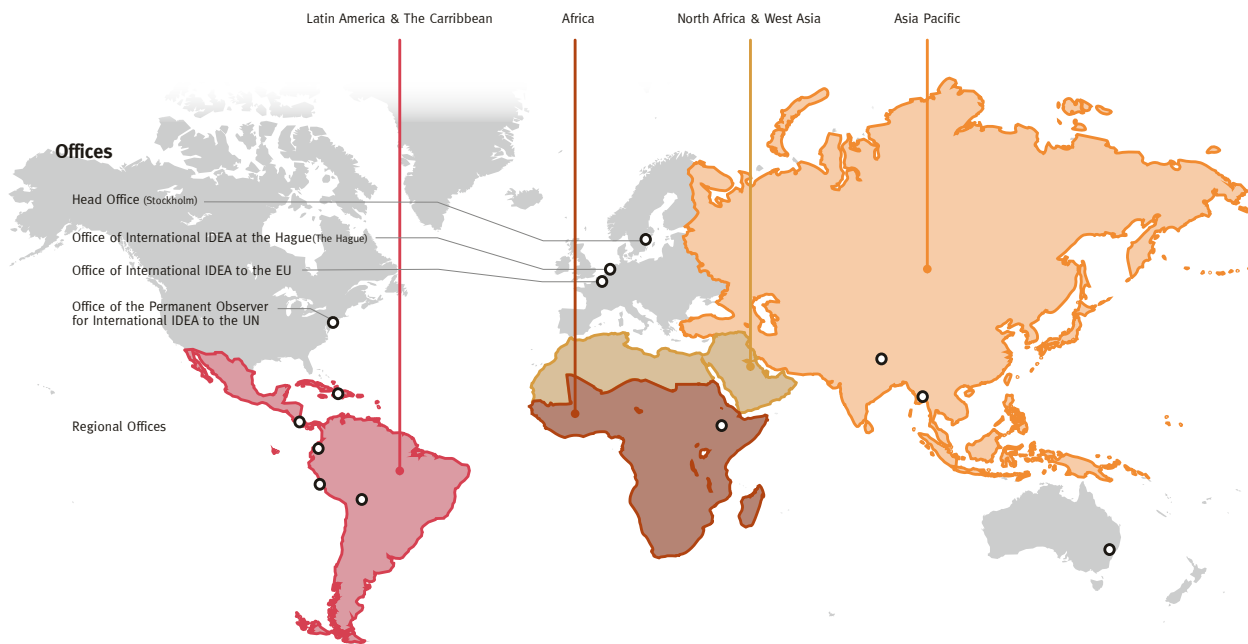
## Offices

International IDEA has a Headquarters' Agreement with Sweden and Host Country Agreements with the Governments of Australia, Belgium, Bolivia, Costa Rica, Ethiopia, Haiti, Nepal, The Netherlands, South Africa and South Sudan. A Host Country Agreement with Tunisia awaits ratification by Parliament. Negotiations for Host Country agreements continue in other countries including Chile, Egypt and Myanmar. International IDEA also has permanent observer status at the United Nations in New York.

International IDEA is headquartered in Stockholm, Sweden and has offices in Australia, Belgium, Bolivia, Costa Rica, Egypt, Ethiopia, Haiti, Myanmar, Nepal, Netherlands, Peru and Tunisia and a UN liaison office in New York. During 2014, International IDEA closed its offices in Libya and in South Africa.

# International IDEA – Regional Programmes and Offices

## Regional Programmes



## Governance Matters

Overall governance of International IDEA is provided by a Council of Member States. The Council meets twice a year but delegates the management of the organization to the Secretary-General. The Secretary-General is assisted by a Management Committee composed of Directors. The Council monitors the

operations and performance of the organization via a Steering Committee and a Finance and Audit Committee. International IDEA also has a Board of Advisers the members of which provide expert and technical advice on programmes.

### Secretary-General

The Honourable Yves Leterme  
(Appointed 1 June 2014)

Ms Joan Sawe, Acting Secretary-General  
(21 October 2013 – 31 May 2014)

### Directors

During 2014 there were nine Director level positions. Incumbents during the year are detailed below:

Mr Andrew Bradley  
*Director of the office of International IDEA to the European Union*

Mr Andrew Ellis  
*Director for Asia and the Pacific*  
(resigned 31 January 2014)

Mr Ayman Ayoub  
*Director for West Asia North Africa Region*

Dr Daniel Zovatto  
*Director for Latin America and The Caribbean*

Ms Joan Sawe  
*Director of Corporate Services*  
(resigned 30 September 2014)

Mr Jonas Frorup Mikkelsen  
*Acting Director of Corporate Services*  
(appointed 6 October 2014)

Ms Karin Gardes  
*Director External Relations and Governance Support*

Ms Keboitse Machangana  
*Acting Director Global Programmes*  
(appointed 1 June 2014)

Ms Kristen Sample  
*Director Global Programmes*  
(resigned 30 June 2014)

Ms Leena Rikkila Tamang  
*Director for Asia and the Pacific*  
(appointed 1 January 2014)

Mr Massimo Tommasoli  
*Director - Permanent Observer to the United Nations*

Mr Mustaq Moorad  
*Director Africa* (resigned 31 December 2014)

## ***Steering Committee***

Member States held the following offices on the Council in 2014

Chair – Botswana

First Vice Chair – Chile

Second Vice Chair – Switzerland

Host Country – Sweden

Additional Council members – Finland, Mongolia & Peru

## ***Finance and Audit Committee (FAC)***

Members of the FAC serve in their individual capacities.

Mr Alejandro Garofali

Mr Johannes Heller

*(appointed 1 June 2014)*

Mr Håkan Jarskog

*(appointed Chair 1 December 2014)*

Ms Helle Bank Jorgensen

Mr Jørgen Kosmo

*(appointed 1 December 2014)*

Mr Leo van der Tang

*(appointed 1 June 2014)*

Mr Jon Westborg

*(resigned 1 December 2014)*

## ***Board of Advisers***

Ms Margot Wallström

*Chair of the Board*

*(resigned 12 September 2014)*

Professor Cheryl Saunders

*Vice Chair of the Board*

*(resigned by rotation 31 December 2014)*

Professor Lourdes Sola

*(resigned by rotation 31 December 2014)*

Mr Rafael Roncagliolo Orbegoso

Ms Burmaa Radnaa

Dr Shahabuddin Yaqoob Quraishi

H.E. Dr Surin Pitsuwan

Professor Adebayo Olukoshi

*(resigned by rotation 31 December 2014)*

Ambassador Antonio Núñez García-Sauco

Dr Bassma Kodmani

Mr Nicholas Haysom

Dr Annie Barbara Chikwanha

*(resigned by rotation 31 December 2014)*

Ms Charlotte Cederschiöld

*(resigned 3 June 2014)*

Professor Jerzy Buzek

Ms Daw Aung San Suu Kyi

*(Honorary Board Member)*

Dr Soledad Loaeza Tovar

## ***Results***

The results of International IDEA are set out in the statement of comprehensive income on page 9 of the financial statements.



Yves Leterme

Secretary-General

22 April 2015

Strömsborg

10334 Stockholm

Sweden

---

# Statement of Responsibilities

The Secretary-General is required to prepare financial statements for each financial year which give a true and fair view of the financial position of International IDEA and of the results of its operations and cash flows, in accordance with applicable accounting policies, and is responsible for maintaining proper accounting records to enable the preparation of such financial statements at any time. He/ she has a general responsibility for taking such steps as are reasonably available to him/her to safeguard the assets of International IDEA and to prevent and detect fraud and other irregularities.

The Secretary-General is responsible for selecting suitable accounting policies to conform with applicable accounting standards and then apply them consistently; make judgments and estimates that are reasonable and prudent; and prepare the financial statements on a going concern basis unless it is inappropriate to presume that International IDEA will continue in operations.

The Secretary-General is responsible for the submission to the Council of an annual report on activities together with the annual financial statements for their adoption.

The financial statements set out on pages 9 to 32 were authorised by the Secretary-General on 22 April 2015 for issue to the Council and are signed below to signify this.



Yves Leterme  
Secretary-General

# Audit Opinion



## Auditor's report

To the council of the International Institute for Democracy and Electoral Assistance

### Report on the Financial Statements

We have audited the accompanying financial statements of the International Institute for Democracy and Electoral Assistance, which comprise the balance sheet as at December 31, 2014 with a balance sheet total of TEuro 17 245, the income statement and statement of changes in reserves for the year then ended with a surplus of TEuro 268, and a summary of significant accounting policies and other explanatory notes.

#### **Responsibilities of the management for the financial statements**

The management is responsible for the preparation and fair presentation of these annual accounts in accordance with the basis of preparation set out under Significant Accounting Policies and the Institute's Finance regulations, and for such internal control as the management determine is necessary to enable the preparation of annual accounts that are free from material misstatement, whether due to fraud or error.

#### **Auditor's responsibility**

Our responsibility is to express an opinion on these financial statements based on our audit. We conducted our audit in accordance with International Standards on Auditing. Those standards require that we comply with ethical requirements and plan and perform the audit to obtain reasonable assurance about whether the financial statements are free from material misstatement.

An audit involves performing procedures to obtain audit evidence about the amounts and disclosures in the financial statements. The procedures selected depend on the auditor's judgement, including the assessment of the risks of material misstatement of the annual accounts, whether due to fraud or error. In making those risk assessments, the auditor considers internal control relevant to the entity's preparation and fair presentation of the annual accounts in order to design audit procedures that are appropriate in the circumstances, but not for the purpose of expressing an opinion on the effectiveness of the company's internal control. An audit also includes evaluating the appropriateness of accounting policies used and the reasonableness of accounting estimates made by the management, as well as evaluating the overall presentation of the financial statements.

We believe that the audit evidence we have obtained is sufficient and appropriate to provide a basis for our audit opinion.

#### **Opinion**

In our opinion, the financial statements for the year 2014 have been prepared in accordance with the accounting policies described under Significant Accounting Policies and the Institute's Finance regulations.

Furthermore, in our opinion, the accounts for grants have been kept in accordance with generally accepted accounting principles. The grants being reviewed have been used as stated in the application.

Stockholm, April 22, 2015  
Ernst & Young AB

Thomas Lönnström  
Authorized Public Accountant



# Statement of Comprehensive Income

For the year ended December 31, 2014.

(Thousands of Euros)

Income & Operating Costs	Note	2014			2013
		Unrestricted Funds	Restricted Funds	Total	Total
<b>Income</b>					
Donor Contributions	8	13,592	8,667	22,259	23,238
Other Income	8	78	-	78	381
<b>Total Income</b>		<b>13,670</b>	<b>8,667</b>	<b>22,336</b>	<b>23,619</b>
<b>Operating Costs</b>					
Institutional	9	1,866	757	2,622	3,099
Programmatic	9	5,500	7,081	12,581	12,520
Programme Support	9	6,036	829	6,865	8,210
<b>Total Operating Costs</b>		<b>13,402</b>	<b>8,667</b>	<b>22,068</b>	<b>23,829</b>
<b>Surplus/Deficit for the Year</b>		<b>268</b>	<b>-</b>	<b>268</b>	<b>(210)</b>
<b>Total Comprehensive Income for the Period</b>		<b>268</b>	<b>-</b>	<b>268</b>	<b>(210)</b>

# Statement of Financial Position

As of 31 December, 2014 and 2013.

(Thousands of Euros)

<b>Assets</b>	<b>Note</b>	<b>2014</b>	<b>2013</b>
<b>Cash and Cash Equivalents</b>			
Cash at Bank and In Hand	3	15,370	16,554
		<u>15,370</u>	<u>16,554</u>
<b>Receivables</b>			
Contributions from Member States and Other Sources	4	556	197
Prepaid Expenses		265	331
		<u>821</u>	<u>528</u>
<b>Other Receivables</b>			
Recoverable Value Added Tax		64	67
Recoverable Staff Income Tax and Social Security Payments		966	1,006
Other		24	31
		<u>1,054</u>	<u>1,104</u>
<b>Total Assets</b>		<b>17,245</b>	<b>18,186</b>
<b>Liabilities &amp; Reserves</b>			
<b>Current Liabilities</b>			
Trade Payables and Accruals	5	1,577	1,852
Employee Benefits	6	1,298	1,240
Deferred Income	5	4,352	5,344
		<u>7,227</u>	<u>8,437</u>
<b>Reserves</b>			
Reserves	7	10,018	9,750
		<u>10,018</u>	<u>9,750</u>
<b>Total Liabilities &amp; Reserves</b>		<b>17,245</b>	<b>18,186</b>



Yves Leterme

Secretary-General (from 1 June 2014)



Adam Boys

Director of Corporate Services (from 1 February 2015)

The accounting policies and other notes form an integral part of these financial statements

---

# Statement of Changes in Net Assets

For the year ended December 31, 2014.

(Thousands of Euros)

---

## Reserves and Accumulated Surpluses

<b>As at 1 January 2013</b>	9,960
Total Comprehensive Income for the Period	(210)
<b>As at 31 December 2013</b>	9,750
<b>As at 1 January 2014</b>	9,750
Total Comprehensive Income for the Period	268
<b>As at 31 December 2014</b>	10,018

---

# Statement of Cash Flow

For the year ended December 31, 2014.

(Thousands of Euros)

<b>Cash Flow</b>	<b>Note</b>	<b>2014</b>	<b>2013</b>
<b>Operating Activities</b>			
Net Surplus/Deficit for the Year		268	(210)
Interest Income	8c	(77)	(91)
		191	(301)
<b>Changes in:</b>			
Accounts and Other Receivables		(242)	3,043
Accounts and Other Payables		(1,345)	(2,853)
		(1,261)	(111)
<b>Investing Activities</b>			
Interest Received		77	91
Net Cash used from Investing Activities		77	91
<b>Net (decrease)/increase in cash and Cash Equivalents</b>		<b>(1,184)</b>	<b>(20)</b>
<b>Cash and Cash Equivalents at the Beginning of the Year</b>		<b>16,554</b>	<b>16,574</b>
<b>Cash and Cash Equivalents at the End of the Year</b>	3	<b>15,370</b>	<b>16,554</b>

# Statement of Changes in Reserves

For the year ended December 31, 2014.

(Thousands of Euros)

	General Reserve	Social Security Reserve	Currency Reserve	Working Capital Reserve	Operating Reserve	Total
<b>Balance, January 1, 2013</b>	837	557	1,147	4,394	3,025	9,960
Transfer to/from Working Capital	4,394	-	-	(4,394)	-	-
Transfer to/from Currency	-	-	1,323	-	(1,323)	-
Transfer from Currency to Operating Reserve	-	-	(1,470)	-	1,470	-
Transfer to/from Social Security	557	(557)	-	-	-	-
Transfer from Operating to General Reserve	2,962	-	-	-	(2,962)	-
Net Surplus	-	-	-	-	(210)	(210)
<b>Balance, December 31, 2013</b>	8,750	-	1,000	-	-	9,750
Transfer to/from Currency	-	-	(521)	-	521	-
Transfer from Currency to Operating Reserve	-	-	521	-	(521)	-
Transfer from Operating to General Reserve	268	-	-	-	(268)	-
Net Surplus	-	-	-	-	268	268
<b>Balance, December 31, 2014</b>	9,018	-	1,000	-	-	10,018

---

# Notes (Forming Part of the Financial Statements)

## 1. Reporting Entity

Created in 1995, the International Institute for Democracy and Electoral Assistance (International IDEA) is an Intergovernmental Organization.

International IDEA has a mandate to support sustainable democracy worldwide. IDEA brings together those who analyse and monitor trends in democracy with those who engage directly in political reform or act in support of democracy at home and

abroad. IDEA works with new and long-established democracies, helping to develop and strengthen the institutions and culture of democracy. It operates at international, regional and national levels, working in partnership with a range of institutions.

The following accounting policies have been applied consistently in dealing with items, which are considered material in relation to the financial statements of the organization.

## 2. Basis of preparation

A summary of the significant policies adopted in the preparation of the accompanying combined financial statements are as follows:

a. Statement of Compliance – The financial statements have been prepared in accordance with the accounting policies described from Note 2(a) to 2(i) and International IDEA's Finance regulations.

International IDEA intends to report under standards issued by the International Accounting Standards Board (IASB) and in particular under International Public Sector Accounting Standards (IPSAS) from 2015. In preparation for this change, these financial statements have sought to incorporate additional IASB disclosure requirements compared to previous years.

b. Basis of measurement – The financial statements have been prepared in accordance with the historical cost convention.

c. Use of estimates - The preparation of the financial statements requires management to make estimates and assumptions that affect the reported amounts of assets and liabilities and disclosure of contingent assets and liabilities at the date of the financial statements and the reported amounts of revenues and expenses during the reporting period. Although management believes the estimates and assumptions used in the preparation of these combined financial statements were appropriate in the circumstances, actual results could differ from those estimates and assumptions.

The estimates and underlying assumptions are reviewed on an ongoing basis. Revisions to accounting estimates are recognized in the period in which the estimate is revised if the revision affects only that period or in the period of revision and future periods if the revision affects both current and future periods.

d. Accruals Accounting - The financial statements have been prepared using the accruals basis of accounting.

e. Going concern – The financial statements have been prepared under the assumption that International IDEA will continue to operate as a going concern.

f. Revenue recognition – Restricted contributions are recognized as revenues when the grant conditions have been substantially met or the donor has explicitly waived such conditions. Core contributions are recognized as revenues in the calendar year

in which the remittance is received unless the funds have been received in advance for the following calendar year.

Contributions in respect of the reporting period but received in the following calendar year are also recorded as revenues if received before the books have been closed.

g. Contributions receivable - Contributions receivable represent amounts recoverable from donors for restricted grants promised or pledged for which the conditions have been met, and for core contributions received after the calendar year but before the books for that year have been closed.

h. Cash and cash equivalents - Cash and cash equivalents comprise cash on hand, bank current accounts and interest bearing bank deposits.

i. Fixed Assets – All fixed assets are written off in full at the time of acquisition.

j. Income taxes - International IDEA is tax-exempt; accordingly, no provision for income taxes has been made in the accompanying combined financial statements.

k. Accounts payable to donors - These represent grants received in advance from donors for core and restricted grants, for which the grant conditions have not yet been met. Also included are amounts payable to donors where donors require reimbursement of unexpended grant balances.

l. Other accounts payable and accruals - These represent amounts to be paid in the future for goods or services received, whether billed by the supplier or not.

m. Provisions - Provisions are recognized for current obligations that (i) result from a past event, (ii) are expected to result in the use of economic resources, and (iii) can be reasonably estimated.

n. Functional and presentation currency - The currency of the report is the Euro. Assets and Liabilities in other currencies are translated to Euro at rates of exchange ruling at the end of the financial year as published by the European Central Bank. Transactions in other currencies are translated to Euro at the average rate of exchange as published by the European Central Bank for the month in which the transaction took place.

Significant exchange gains and losses are transferred to or from the Currency Reserve.

### 3. Cash and Cash Equivalents

(Thousands of Euros)	<b>2014</b>	<b>2013</b>
Cash on hand	34	24
Cash at bank	15,336	16,530
<b>Total</b>	<b>15,370</b>	<b>16,554</b>

### 4. Receivables Contributions (schedule 1, note 8)

(Thousands of Euros)	<b>2014</b>	<b>2013</b>
Unrestricted Contributions	-	21
Restricted Projects (Schedule 1 (b))	556	176
<b>Total</b>	<b>556</b>	<b>197</b>

### 5. Deferred Income

(Thousands of Euros)	<b>2014</b>	<b>2013</b>
Contributions (schedule 1)		
Unrestricted Contributions (Schedule 1 (a))	712	1,363
Restricted Project (Schedule 1 (b))	3,639	3,981
<b>Total</b>	<b>4,352</b>	<b>5,344</b>
Accounts Payable and Accruals		
Accounts Payable	1,079	1,381
Accruals	498	471
<b>Total</b>	<b>1,577</b>	<b>1,852</b>

### 6. Employee Benefits

(Thousands of Euros)	<b>2014</b>	<b>2013</b>
Annual Leave	138	121
Pension Contributions	467	489
Separation Allowance	587	528
Withholding Taxes	104	102
Retirement	2	-
<b>Total</b>	<b>1,298</b>	<b>1,240</b>

Annual leave - International IDEA staff members have an annual leave entitlement of 30 working days per calendar year. Up to 10 days may be carried forward if not utilised by 31st January of the following year. This provision reflects the untaken leave at the year end.

Contribution in lieu of pension - Staff members receive an annual payment in lieu of a pension contribution. For international staff positions the pension is payable at the end of each twelve months of service. At the end of the reporting period

the contribution in lieu of pension which has been earned but not yet paid is accrued.

Contributions for those staff members who, according to the Headquarters agreement with the Government of Sweden, are subject to tax in Sweden are paid monthly into a defined contribution pension scheme.

Staff members who have relocated to Sweden are, on the conclusion of their contracts, entitled to a separation allowance on relocation.

## 7. Reserves

Movements in reserves are detailed in the Statement of Changes in Reserves and are classified as follows:

a. General Reserve - This is International IDEA's central reserve account that provides liquidity to meet unplanned short and medium term volatility in income and expenditure. The level of this reserve may not fall to below the level of 50% of unrestricted Member State income for the previous year.

b. Currency Reserve – This reserve provides a facility to overcome distortions in its operational expenditures caused by fluctuations in the exchange rate between the Euro and other currencies. In line with reserve policy, the currency reserve is maintained at 1,000,000 Euros.

## 8. Revenues

a. Contributions - Funds received from donors are used to support International IDEA's programmes that must fall within the mandate of International IDEA as approved by the governing Council. Details of all contributions are set out in Schedule 1 and are classified as Unrestricted or Core contributions (schedule 1(a) and Restricted contributions (schedule 1(b)). Core contributions are used to support International IDEA's activities. Restricted contributions support activities that are mutually agreed upon between

International IDEA and the individual donor via grant agreements and similar.

b. Other restricted Contributions – The Government of Sweden provides the Institute with the funds for rent of the Strömsborg building that International IDEA uses as its headquarters. In 2014 this amounted to 794,562 Euros

c. Other revenue and gains - For the years ended 31 December 2014 and 2013, other revenues and gains comprised:

### Other Revenue and Gains

(Thousands of Euros)	2014	2013
Tax Refund	-	290
Interest Income	77	91
Book Sales	1	1
<b>Total</b>	<b>78</b>	<b>381</b>



# Analysis of Income – Unrestricted (schedule 1A)

For the years ended 31 December, 2014 and 2013.

(In Euros)

Unrestricted Contributions	2014					2013
	Opening Balance	Cash Payments	Exchange rate gain/ (loss) on Receivables	Advance Payment	Total Grants	Total Grants
Donors						
<b>Unrestricted contributions</b>	<b>1,342,445</b>	<b>12,835,216</b>	<b>126,506</b>	<b>(712,301)</b>	<b>13,591,866</b>	<b>14,449,911</b>
Australia	-	349,406	(22,309)	-	327,097	406,240
Barbados	-	3,616	27	-	3,643	(3,226)
Botswana	-	-	(3,030)	-	(3,030)	15,619
Canada	1,363,234	-	6,962	(712,301)	657,895	767,990
Chile	-	127,693	1,188	-	128,881	137,446
Costa Rica	(3,626)	3,628	(760)	-	(758)	3,905
Denmark	-	-	-	-	-	402,399
Dominican Republic	-	19,684	-	-	19,684	-
Finland	-	1,000,000	-	-	1,000,000	800,000
Germany	-	400,000	-	-	400,000	400,000
Ghana	-	-	-	-	-	-
India	-	36,614	-	-	36,614	35,640
Mauritius	-	7,588	(266)	-	7,323	7,809
Mexico	-	75,884	(2,656)	-	73,228	77,414
Mongolia	-	3,986	-	-	3,986	2,521
Namibia	-	1,603	(138)	-	1,465	112
The Netherlands	-	3,000,000	-	-	3,000,000	2,500,000
Norway	-	2,426,768	(13,146)	-	2,413,622	2,314,383
Peru	-	20,032	-	-	20,032	37,483
South Africa	(17,163)	34,017	155	-	17,008	21,151
Spain	-	25,000	-	-	25,000	-
Sweden	-	4,632,348	165,971	-	4,798,319	5,864,565
Switzerland	-	663,350	(5509)	-	657,841	656,006
Uruguay	-	4,000	17	-	4,017	2,454

# Analysis of Income – Restricted (schedule 1B)

For the years ended 31 December, 2014 and 2013.

(In Euros)

Restricted Contributions	2014					2013
	Opening Balance	Cash Payments	Receivable	Advance Payment	Total Grants	Total Grants
<b>Restricted Contributions</b>	<b>3,804,480</b>	<b>7,945,837</b>	<b>556,115</b>	<b>(3,639,815)</b>	<b>8,666,615</b>	<b>8,788,423</b>
<b>Australia</b>	<b>47,025</b>	<b>(19,667)</b>	<b>-</b>	<b>-</b>	<b>27,358</b>	<b>1,033,958</b>
Australian Agency for International Development	47,025	(19,667)	-	-	27,358	1,033,958
<b>Canada</b>	<b>-</b>	<b>89,450</b>	<b>14,193</b>	<b>(23,581)</b>	<b>80,062</b>	<b>246,928</b>
Department of Foreign Affairs, Trade and Development	-	56,058	4,692	(23,581)	37,169	-
The International Development Research Centre	-	33,392	9,501	-	42,893	-
<b>European Union</b>	<b>45,026</b>	<b>649,454</b>	<b>389,981</b>	<b>(305,730)</b>	<b>778,731</b>	<b>129,376</b>
<b>European Commission</b>	<b>45,026</b>	<b>649,454</b>	<b>389,981</b>	<b>(305,730)</b>	<b>778,731</b>	<b>129,376</b>
<b>Finland</b>	<b>37,539</b>	<b>-</b>	<b>-</b>	<b>-</b>	<b>37,539</b>	<b>119,417</b>
Ministry for Foreign Affairs of Finland	37,539	-	-	-	37,539	119,417
<b>Germany</b>	<b>-</b>	<b>-</b>	<b>-</b>	<b>-</b>	<b>-</b>	<b>256,424</b>
Deutsche Gesellschaft für Internationale Zusammenarbeit	-	-	-	-	-	256,424
<b>Inter-American Development Bank</b>	<b>(675)</b>	<b>(170)</b>	<b>845</b>	<b>-</b>	<b>-</b>	<b>7,581</b>
<b>Korea, Republic of</b>	<b>49,640</b>	<b>30,441</b>	<b>5,258</b>	<b>-</b>	<b>85,339</b>	<b>-</b>
Ministry of Foreign Affairs of the Republic of Korea	49,640	30,441	5,258	-	85,339	-
<b>The Netherlands</b>	<b>-</b>	<b>272,080</b>	<b>17,585</b>	<b>(24,927)</b>	<b>264,738</b>	<b>-</b>
The Netherlands Ministry of Foreign Affairs	-	200,000	-	(24,927)	175,073	-
The Netherlands Institute for Multiparty Democracy	-	72,080	17,585	-	89,665	-
<b>Norway</b>	<b>2,592,132</b>	<b>5,400,287</b>	<b>18,583</b>	<b>(2,780,656)</b>	<b>5,230,347</b>	<b>4,736,115</b>
Norwegian Ministry of Foreign Affairs	2,592,132	5,400,288	18,583	(2,780,656)	5,230,347	4,384,640

<b>Restricted Contributions</b>	<b>2014</b>					<b>2013</b>
	<b>Opening Balance</b>	<b>Cash Payments</b>	<b>Receivable</b>	<b>Advance Payment</b>	<b>Total Grants</b>	<b>Total Grants</b>
<b>Donors</b>						
<b>Organization of American States</b>	<b>1,140</b>	<b>98</b>	<b>-</b>	<b>(1,239)</b>	<b>-</b>	<b>-</b>
<b>Spain</b>	<b>112,119</b>	<b>59,999</b>	<b>-</b>	<b>(117,266)</b>	<b>54,853</b>	<b>178,210</b>
Spanish Agency for International Cooperation	112,119	59,999	-	(117,266)	54,853	178,210
<b>Sweden</b>	<b>794,006</b>	<b>1,337,140</b>	<b>-</b>	<b>(386,129)</b>	<b>1,745,016</b>	<b>1,131,102</b>
Swedish Ministry of Foreign Affairs	127,706	873,386	-	(8,626)	992,464	1,125,516
Swedish International Development Agency	666,300	463,755	-	(377,502)	752,552	5,586
<b>Switzerland</b>	<b>2,725</b>	<b>98,224</b>	<b>5,982</b>	<b>(288)</b>	<b>106,643</b>	<b>661,990</b>
The Swiss Federal Department of Foreign Affairs	2,725	98,224	5,982	(288)	106,643	661,990
<b>United Kingdom</b>	<b>1,207</b>	<b>(1,207)</b>	<b>-</b>	<b>-</b>	<b>-</b>	<b>124,909</b>
Department for International Development	1,207	(1,207)	-	-	-	124,909
<b>United Nations</b>	<b>88,535</b>	<b>7,322</b>	<b>-</b>	<b>-</b>	<b>95,858</b>	<b>-</b>
United Nations Development Program	88,535	7,322	-	-	95,858	-
<b>USA</b>	<b>34,060</b>	<b>(2,615)</b>	<b>103,687</b>	<b>-</b>	<b>135,132</b>	<b>122,413</b>
US Agency for International Development	-	(266)	53,894	-	53,628	-
The Ford Foundation	34,060	(2,349)	49,793	-	81,505	122,413
<b>Other</b>	<b>1</b>	<b>24,999</b>	<b>-</b>	<b>-</b>	<b>25,000</b>	<b>391,475</b>
<b>Grand Total of Schedule 1 (restricted &amp; unrestricted)</b>	<b>5,146,925</b>	<b>20,781,053</b>	<b>556,115</b>	<b>(4,352,116)</b>	<b>22,258,482</b>	<b>23,238,333</b>

# Restricted Contributions (schedule 2)

For the period 1 January 2014 to 31 December 2014.

(In Euros)

Donors and Projects	Grant Agreement No.	Main Project No.	Grant Period	
			Start Date	End Date
<b>Australia</b>				
Australian Agency for International Development				
BRIDGE Joint Action Plan	2010-14	P0076-02	01/05/11	28/02/14
<b>Canada</b>				
Department of Foreign Affairs, Trade and Development				
Building Representative Governance in Burma	2014-06	P0244-02	26/08/14	30/09/14
Supporting effective participation by women in the 2014 and 2015 electoral process	2013-14	P0243-01	05/12/13	15/04/14
The International Development Research Centre				
Western Asia - North Africa Regional	2013-18	P0205-07	17/12/13	16/12/14
<b>European Union</b>				
European Commission				
Policy Advice for Democratic Transitions – Egypt	2013-19	P0208-01	15/01/14	14/01/15
Fortalecimiento de las capacidades del Estado y de la Sociedad Civil	2012-09	P0223-01	20/11/12	20/05/14
Contribuer au renforcement des Assemblées législatives et à la consolidation du dialogue entre les partis politiques et leurs membres élus-es au Parlement Haïtien.	2013-13	P0242-01	01/01/13	30/06/14
<b>Finland</b>				
Ministry for Foreign Affairs of Finland				
Nepal Support to Democratic Transition: Finland support 2012	2011-14	P0127-06	01/07/12	31/12/14
<b>Korea, Republic of</b>				
Ministry of Foreign Affairs of the Republic of Korea				
Practical Approaches to improving Electoral Processes	2013-15	P0145-01	27/11/13	31/03/15
<b>The Netherlands</b>				
The Netherlands Ministry of Foreign Affairs				
Implementation of the Electoral Risk Management Tool in Nigeria	2014-02	P0247-01	01/04/14	31/05/15
The Netherlands Institute for Multiparty Democracy				
Respect for Women's Political Rights	2013-20	P0245	01/01/14	31/12/17

table continues on opposite page

Grant Pledged			Expenditure		
Grant Currency	In Grant Currency	Value in Euros	Prior Years	Current Year	Total
			2,737,822	27,358	2,765,179
			2,737,822	27,358	2,765,179
EUR	2,781,795	2,781,795	2,737,822	27,358	2,765,179
				<b>80,062</b>	<b>80,062</b>
				37,169	37,169
CAD	32,500	19,340	-	19,340	19,340
CAD	25,000	17,378	-	17,829	17,829
				42,893	42,893
CAD	63,900	42,893	-	42,893	42,893
			<b>91,013</b>	<b>778,731</b>	<b>869,744</b>
			91,013	778,731	869,744
EUR	500,000	500,000	-	390,805	390,805
EUR	200,000	200,000	91,013	108,987	200,000
EUR	700,000	70,000	-	278,939	278,939
			<b>152,461</b>	<b>37,539</b>	<b>190,000</b>
			152,461	37,539	190,000
EUR	190,000	190,000	152,461	37,539	190,000
				<b>85,339</b>	<b>85,339</b>
				85,339	85,339
USD	135,000	101,626	-	85,339	85,339
				<b>264,738</b>	<b>264,738</b>
				175,073	175,073
EUR	399,974	399,974	-	175,073	175,073
				89,665	89,665
EUR	693,255	693,255	-	89,665	89,665

# Restricted Contributions (schedule 2) CONTINUED

For the period 1 January 2014 to 31 December 2014.

(In Euros)

Donors and Projects	Grant Agreement No.	Main Project No.	Grant Period	
			Start Date	End Date
<b>Norway</b>				
Norwegian Ministry of Foreign Affairs				
Nepal: Supporting Nepal's Constitution Building process	2013-11	P0127-08	01/07/13	30/09/15
Support to Andean Region	2010-02	P0136	01/01/10	30/06/15
Election Training and Resource Centre, Bhutan	2010-02	P0155	01/12/12	31/12/15
Supporting democratic transition and consolidation in Haiti	2012-13	P0164-02	12/08/11	31/08/12
Supporting democratic transition and consolidation in Haiti	2013-05	P0164-03	15/08/13	31/12/14
Supporting democratic transition and consolidation in Haiti	2014-04	P0164-04	01/09/14	31/08/15
Democracy Data and Analysis	2014-12	P0191-05	01/09/14	31/12/15
Norway Chile-Peru Democratic dialogue for sustainable peace	2013-10	P0216-02	01/10/13	31/12/14
Constitutional Building Processes - Phase III	2012-04	P0231	01/09/12	31/12/15
South Sudan	2012-19	P0233-01	01/01/13	31/12/14
Joint Action Plan Norway	2012-18	P0234	01/01/13	30/06/14
Joint Action Plan Norway	2014-10	P0234-01	01/10/14	31/12/15
Western Asia - North Africa - Norway Basket Funding	2013-07	P0238	01/01/13	31/12/17
Norwegian Basket Funding - Yemen Constitution	2013-21	P0238-11	01/01/14	31/12/14
Support for a peaceful, Democratic, inclusive and prosperous Myanmar	2013-07	P0244-01	01/01/13	30/10/14

## Spain

Spanish Agency for International Cooperation

Apoyo al Centro de Estudios sobre la promoción de la democracia y transparencia electoral de UNASUR	2012-12	P0222-01	19/09/12	19/02/15
Fortalecimiento de la Gestión Política y Legislativa de la Asamblea Plurinacional, y las Asambleas Departamentales	2014-09	P0252-01	26/11/14	26/05/16

Grant Pledged			Expenditure		
Grant Currency	In Grant Currency	Value in Euros	Prior Years	Current Year	Total
			<b>6,332,832</b>	<b>5,230,346</b>	<b>11,563,178</b>
			6,332,832	5,230,346	11,563,178
NOK	11,999,672	1,530,175	167,197	754,587	921,784
NOK	32,000,000	4,225,521	3,447,794	433,363	3,881,157
NOK	700,000	95,238	55,158	53,738	108,896
NOK	6,000,000	816,324	793,974	22,350	816,324
NOK	6,000,000	741,220	64,098	677,123	741,221
NOK	4,000,000	488,084	-	20,338	20,338
NOK	2,461,830	286,359	-	48,268	48,268
NOK	1,000,000	123,411	-	123,411	123,411
NOK	31,788,000	4,307,272	778,971	1,477,892	2,256,863
NOK	10,700,000	1,455,778	424,517	434,375	858,892
NOK	4,500,000	571,649	358,202	212,479	570,682
NOK	6,000,000	697,918	-	55,995	55,995
NOK	25,000,000	3,175,825	216,614	551,453	768,067
NOK	160,750	19,000	-	13,681	13,681
NOK	4,000,000	498,500	26,306	351,293	377,598
			<b>16,581</b>	<b>54,853</b>	<b>71,434</b>
			16,581	54,853	71,434
EUR	275,000	275,000	16,581	12,112	28,693
EUR	60,000	60,000	-	42,741	42,741

table continues on opposite page

# Restricted Contributions (schedule 2) CONTINUED

For the period 1 January 2014 to 31 December 2014.

(In Euros)

Donors and Projects	Grant Agreement No.	Main Project No.	Grant Period	
			Start Date	End Date
<b>Sweden</b>				
Swedish Ministry of Foreign Affairs				
Supporting Electoral and Political Processes in Kenya	2012-20	P0235	01/08/12	30/06/14
Preparations for establishing European Institute of Peace	2014-03	P0246-01	26/03/14	30/09/14
Strömsborg rental subsidy		R0017-01	01/01/14	31/12/14
Swedish International Development Agency				
Democratic Strengthening Bolivia	2013-06	P0240	01/10/13	30/04/15
<b>Switzerland</b>				
The Swiss Federal Department of Foreign Affairs				
Implementing the Electoral Risk management tool in Nepal	2013-09	P0127-07	09/07/13	30/09/14
Appui à la mise en place d'un quota du genre en Haiti	2013-03	P0236-01	15/04/13	15/11/13
<b>United Nations</b>				
United Nations Development Program				
Western Asia - North Africa Regional	2013-17	P0205-06	08/12/13	08/02/15
<b>USA</b>				
US Agency for International Development				
Fighting the Influence of Illicit Interests in Peru's Political Processes	2014-01	P0248-01	22/09/14	31/09/16
The Ford Foundation				
Western Asia - North Africa Regional	2013-02	P0205-04	01/02/13	31/01/16
<b>Other</b>	<b>2013-04</b>	<b>P0239-01</b>	<b>01/01/13</b>	<b>31/12/15</b>
<b>Total</b>				



Grant Pledged			Expenditure		
Grant Currency	In Grant Currency	Value in Euros	Prior Years	Current Year	Total
			<b>1,193,938</b>	<b>1,745,016</b>	<b>2,938,954</b>
			1,188,352	992,464	2,180,816
SEK	4,600,000	510,854	393,790	117,064	510,854
SEK	1,150,000	123,050	-	118,771	118,771
SEK	6,824,700	794,562	794,562	756,629	1,551,191
			5,586	752,552	758,138
SEK	10,000,000	1,106,582	5,586	752,552	758,138
			<b>160,658</b>	<b>106,643</b>	<b>267,301</b>
			160,658	106,643	267,301
CHF	191,660	142,232	39,911	102,321	142,232
CHF	153,925	125,382	120,747	4,322	125,070
			-	<b>95,858</b>	<b>95,858</b>
			-	95,858	95,858
USD	120,000	88,287	-	95,858	95,858
			<b>111,637</b>	<b>135,132</b>	<b>246,770</b>
			-	53,628	53,628
USD	1,000,000	883,000	-	53,628	53,628
			111,637	81,505	193,142
USD	225,000	171,586	111,637	81,505	193,142
<b>EUR</b>	<b>75,000</b>	<b>75,000</b>	<b>40,000</b>	<b>25,000</b>	<b>65,000</b>
			<b>10,836,943</b>	<b>8,666,615</b>	<b>19,503,557</b>

## 9. Operating Costs

Details of expenditures are segregated presented in the manner they were budgeted and approved by the Council: Programme Costs, Programme Support Costs, Institutional Costs and Indirect and Human Resources (HR) cost recoveries.

### *Programme Costs*

These are direct costs to programme activities and are shown net of Indirect Costs and HR recoveries

### *Programme Support Costs*

These are indirect costs International IDEA incurs to support project execution. These include Finance, the Board of Advisers, Publications and Communications.

### *Institutional Costs*

These are costs that International IDEA incurs regardless of the level of project activities e.g. The Secretary-General's Office and External Relations.

### Analysis of Operating Costs

(Thousands of Euros)	Core Funds	2014	Total	2013
		Restricted Funds		Total
Institutional	1,866	757	2,622	3,099
Programmatic	5,500	7,081	12,581	12,520
Programme Support	6,036	829	6,865	8,210
<b>Total Operating Costs</b>	<b>13,402</b>	<b>8,667</b>	<b>22,068</b>	<b>23,829</b>

### By Expenditure Categories

(Thousands of Euros)	Core Funds	2014	Total	2013
		Restricted Funds		Total
Staff costs	8,150	2,253	10,403	11,003
Consultants fees	1,609	2,791	4,400	4,148
Other operating expenses	2,047	2,797	4,844	5,618
Travel	1,595	826	2,421	3,060
<b>Total Operating Costs</b>	<b>13,402</b>	<b>8,667</b>	<b>22,068</b>	<b>23,829</b>

# Analysis of Expenditure (schedule 3)

For the year ended 31 December 2014.

Expenditure (in Euros)	2014			2013
	Restricted Funds	Core Funds	Total	Total
<b>PROGRAMMATIC</b>	<b>7,080,837</b>	<b>5,500,322</b>	<b>12,581,159</b>	<b>12,520,141</b>
<b>Africa</b>	<b>775,818</b>	<b>1,262,882</b>	<b>2,038,701</b>	<b>4,197,008</b>
Addis Ababa, Ethiopia	268,474	126,722	395,196	615,951
South Africa	507,344	1,136,160	1,643,504	3,179,353
West Africa	-	-	-	401,704
<b>Asia &amp; the Pacific</b>	<b>1,318,818</b>	<b>1,062,190</b>	<b>2,381,008</b>	<b>2,254,417</b>
Asia & the Pacific	-	-	-	-
Canberra, Australia	53,739	1,061,008	1,114,746	1,432,224
Myanmar	370,633	561	371,194	-
Nepal	894,447	621	895,068	822,193
<b>External Relations &amp; Governance Support</b>	<b>204,109</b>	<b>1,355,756</b>	<b>1,559,865</b>	<b>1,480,458</b>
Inter-Regional Dialogue	-	265,166	265,166	377,611
Practical Approaches to improving Electoral Processes	85,339	219	85,558	-
Preparations for establishing EIP	118,771	7,618	126,388	-
European Union Office	-	417,542	417,542	436,774
United Nations Permanent Observer	-	665,211	665,211	666,072
<b>Global Programmes</b>	<b>1,842,055</b>	<b>4,914,897</b>	<b>6,756,952</b>	<b>7,333,647</b>
Constitution Building Processes	1,502,892	-	1,502,892	730,658
Democracy, Conflict & Security	-	387,562	387,562	318,101
Democracy & Development	-	597,085	597,085	725,914
Democracy & Diversity	-	406,439	406,439	549,098
Democracy & Gender	44,369	419,329	463,698	682,492

<b>Expenditure (in Euros)</b>	<b>2014</b>			<b>2013</b>
	<b>Restricted Funds</b>	<b>Core Funds</b>	<b>Total</b>	<b>Total</b>
Electoral Processes	164,121	1,427,887	1,592,008	2,237,846
Global Programmes	-	701,444	701,444	669,485
Political Parties	82,405	590,397	672,802	709,184
State of Democracy	48,268	384,756	433,024	710,870
<b>Latin America &amp; the Caribbean</b>	<b>2,547,695</b>	<b>1,460,301</b>	<b>4,007,996</b>	<b>3,690,201</b>
Andean Region	1,544,622	382,706	1,927,328	1,978,197
Haiti	1,003,073	172,842	1,175,915	796,815
Latin America and the Caribbean Regional Office (Costa Rica)	-	904,753	904,753	915,189
<b>Secretary-General's Office</b>	<b>-</b>	<b>129,026</b>	<b>129,026</b>	<b>130,619</b>
Gender Mainstreaming and IKNOW Politics	-	72,206	72,206	90,112
Programme Evaluation	-	40,513	40,513	10,680
Programmatic Compact	-	16,307	16,307	-
The Hague Office, The Netherlands	-	-	-	29,826
<b>Western Asia - North Africa</b>	<b>1,221,491</b>	<b>716,317</b>	<b>1,937,808</b>	<b>1,786,305</b>
Western Asia - North Africa	1,221,491	716,317	1,937,808	1,786,305
<b>INSTITUTIONAL</b>	<b>756,630</b>	<b>1,865,537</b>	<b>2,622,167</b>	<b>3,098,575</b>
<b>Corporate Services</b>	<b>756,630</b>	<b>171,132</b>	<b>927,761</b>	<b>1,225,194</b>
Director, Corporate Services	-	160,151	160,151	411,881
Headquarters rental subsidy	756,630	(15,858)	740,772	794,562
Facilities	-	(33,166)	(33,166)	(90,532)
Information and Communications	-	60,004	60,004	109,283
<b>External Relations and Governance Support</b>	<b>-</b>	<b>544,294</b>	<b>544,294</b>	<b>543,187</b>
External Relations	-	233,549	233,549	263,024
Governance Support	-	310,745	310,745	280,163
<b>Global Programmes</b>	<b>-</b>	<b>28,364</b>	<b>28,364</b>	<b>42,742</b>

## Expenditure (in Euros)

	2014			2013
	Restricted Funds	Core Funds	Total	Total
Programme Development Committee	-	28,364	28,364	42,742
<b>Secretary-General's Office</b>	-	<b>1,121,748</b>	<b>1,121,748</b>	<b>1,287,452</b>
Office of the Secretary-General	-	516,821	516,821	510,093
Results Based Management & Strategic Planning Unit	-	149,862	149,862	321,210
Management Committee Meetings	-	5,411	5,411	-
Internal Audit	-	115,186	115,186	-
Communications	-	334,467	334,467	456,149
<b>PROGRAMME SUPPORT</b>	<b>829,149</b>	<b>6,036,166</b>	<b>6,865,315</b>	<b>8,209,848</b>
<b>Exchange (gain)/loss</b>	<b>62,892</b>	<b>457,850</b>	<b>520,742</b>	<b>1,469,727</b>
Exchange (gain)/loss	62,892	457,850	520,742	1,464,727
<b>Corporate Services</b>	<b>636,438</b>	<b>4,633,242</b>	<b>5,269,680</b>	<b>5,548,322</b>
Finance	102,650	747,292	849,942	1,022,377
Human Resources Office	99,948	727,616	827,564	889,125
Staff (all) Benefits & Leave	433,840	3,158,334	3,592,174	3,636,820
<b>External Relations &amp; Governance Support</b>	<b>11,026</b>	<b>80,268</b>	<b>91,294</b>	<b>121,086</b>
Partnerships and Programme Funding Support	11,026	80,268	91,294	121,086
<b>Global Programmes</b>	<b>22,287</b>	<b>162,246</b>	<b>184,533</b>	<b>179,839</b>
Board of Advisers	22,287	162,246	184,533	179,839
<b>Secretary-General's Office</b>	<b>96,506</b>	<b>702,560</b>	<b>799,066</b>	<b>890,873</b>
Global Workplan Monitoring	28,006	203,879	231,885	276,489
Publications	50,444	367,234	417,678	462,714
Library	18,056	131,447	149,503	151,670
<b>Human Resources cost recovery</b>	-	<b>(4,010,571)</b>	<b>(4,010,571)</b>	<b>(5,878,715)</b>
<b>Indirect Cost Recovery</b>	<b>(829,149)</b>	<b>(1,390,477)</b>	<b>(2,219,626)</b>	<b>(2,473,800)</b>
<b>TOTAL EXPENDITURE</b>	<b>8,666,616</b>	<b>13,402,025</b>	<b>22,068,641</b>	<b>23,828,563</b>

## 10. Other Personnel Costs

In addition to the above formal employees, IDEA has contracted consultants/support staff that work in Regional Offices. The payroll cost shown below includes both categories.

(Thousands of Euros)

	<b>2014</b>	<b>2013</b>
Payroll Costs	6,756	7,235
Annual, Parental and Sick Leave	1,061	1,006
Subtotal	7,817	8,241
Contributions in lieu of pensions	1,294	1,333
Insurance	391	386
Other Benefits	902	1,043
<b>Total</b>	<b>10,404</b>	<b>11,003</b>

## 11. Secretary-General and Directors' Remuneration

The total disbursements paid to or in respect of the Secretary-General and Directors in 2014 (full time equivalents: 9,75) in the form of salaries and allowances amounted to 1,881,689 Euros (2013: 1,950,353 Euros, full time equivalents: 9,75) of which 125,017 Euros (2013: 128,969 Euros) was refunded by the Government of Sweden in respect of payroll taxes deducted at source.

## 12. Human Resources

As at 31st December 2014, IDEA employed 144 Staff Members (2013: 153).

### Employees' Nationality by Region

<b>Region</b>	<b>2014</b>
Nordic Countries	24
Europe	36
North America	12
Central & South America	30
North Africa & Middle East	8
Central & Southern Africa	13
Asia	18
Oceania/Pacific	3
<b>Total</b>	<b>144</b>

## Location of Staff

Region/Office	2014	2013
Stockholm	71	70
Brussels	1	2
The Hague	6	7
Latin America and Caribbean	27	29
Africa	5	14
Asia & Pacific	20	17
West Asia North Africa	11	12
New York	3	2
<b>Total</b>	<b>144</b>	<b>153</b>

## Distribution of Staff Members by Gender

Levels	2014		2013	
	M	F	M	F
Senior Management (level 1-3)	64%	36%	58%	42%
Mid-Management (level 4-5)	51%	49%	55%	45%
Other (level 6 - 9)	41%	59%	41%	59%
<b>Total</b>	<b>45%</b>	<b>55%</b>	<b>46%</b>	<b>54%</b>

## 13. Financial Risk Management

International IDEA has exposure to the following risks from its use of financial instruments:

- Credit risk
- Liquidity risk
- Market risk

This note presents information about International IDEA's exposures to each of the above risks, International IDEA's objectives, policies and processes for measuring and managing risk, and the International IDEA's management of capital. Further quantitative disclosures are included through these financial statements.

(Thousands of Euros)	Note	2014	2013
Contributions Receivables	4	556	197
Cash and Cash Equivalents	3	15,370	16,554
Other Receivables		1,054	1,104
<b>Total</b>		<b>16,980</b>	<b>17,855</b>

### *Credit risk*

Credit risk is the risk of financial loss to International IDEA if a donor fails to meet its contractual obligations, and arises principally from International IDEA's receivables from donors. International IDEA has no significant exposure to credit risk.

### *Exposure to credit risk*

The carrying amount of financial assets represents the maximum credit exposure. The maximum exposure to credit risk at the reporting date was:

Exposure to credit risk through deposits at banks is decreased as International IDEA has 14,6 Million Euros deposited with a well-established bank in Sweden while deposits outside Sweden are sufficient for one month's operational requirements for the country in question.

The maximum exposure to credit risk for Contribution receivables at the reporting date was:

(Thousands of Euros)	<b>2014</b>	<b>2013</b>
Foreign Holdings	556	197

The ageing of donations receivable at the reporting date was:

(Thousands of Euros)	<b>2014</b>	<b>2013</b>
Past due 0 to 90 days	556	197
Past due 90 to 181 days	-	-
<b>Total</b>	<b>556</b>	<b>197</b>

### ***Liquidity risk***

Liquidity risk is the risk that International IDEA will not be able to meet its financial obligations as they fall due. International IDEA is exposed to liquidity risk in that the receipt of donor funds does not match expenditure. Historically, International IDEA has managed the effects of this risk effectively.

The following are the contractual maturities of financial liabilities:

(Thousands of Euros)	<b>Carrying Amount</b>	<b>Contractual Cash Flows</b>	<b>6 Months or Less</b>	<b>6-12 Months</b>	<b>1-2 Years</b>	<b>2-5 Years</b>
31 December 2014						
Non-derivative financial liabilities						
Accounts Payables	(5,929)	(5,929)	(5,217)	-	-	(712)
31 December 2013						
Non-derivative financial liabilities						
Accounts Payables	(7,196)	(7,196)	(5,833)	-	(1,363)	-





